

② Average value:

$$\frac{1}{b} \int_0^b (x^2 + x) dx = \frac{1}{b} \left[ \frac{1}{3}x^3 + \frac{1}{2}x^2 \right]_0^b$$

$$= \frac{1}{b} \cdot \left( \frac{1}{3}b^3 + \frac{1}{2}b^2 \right)$$

$$= \frac{1}{3}b^2 + \frac{1}{2}b$$

$$\frac{1}{3}b^2 + \frac{1}{2}b = 4$$

$$2b^2 + 3b = 24$$

$$2b^2 + 3b - 24 = 0$$

$$b = \frac{-3 \pm \sqrt{3^2 + 4 \cdot 24 \cdot 2}}{4} = \frac{-3 \pm \sqrt{201}}{4}$$

Since we want  $b$  to be positive,

$$b = \frac{-3 + \sqrt{201}}{4}$$



$$(3) \quad (a) \quad y' = 2y - e^x$$

$$x_0 = 0 \quad y_0 = 1 \quad y' = 2 - 1 = 1$$

$$x_1 = 0.5 \quad y_1 = 1 + 1 \cdot 0.5 = 1.5 \quad y' = 2 \cdot 1.5 - e^{0.5} \\ = 3 - \sqrt{e}$$

$$x_2 = 1 \quad y_2 = 1.5 + 0.5 \cdot (3 - \sqrt{e}) \\ = \boxed{3 - \frac{\sqrt{e}}{2}}$$

$$(b) \quad y' = \sin(x) \cdot y + 1$$

$$x_0 = 1 \quad y_0 = 2 \quad y' = \sin(1) \cdot 2 + 1 \approx 2.68$$

$$x_1 = 1.2 \quad y_1 = 2 + 0.2 \cdot 2.68 \approx 2.54 \quad y'_1 = \sin(1.2) \cdot 2.54$$

$$x_2 = 1.4 \quad y_2 = 2.54 + 0.2 \cdot 3.37 \\ \approx 3.21$$

Note: this problem would be very messy if we were required to write exact answers. In real exam, things will be simpler



④

$$x^3 y'' - 2x^2 y' = -1$$

①  $y = c_1 x^3 + c_2 - \frac{1}{4x}$

$$y' = 3c_1 x^2 + \frac{1}{4x^2}$$

$$y'' = 6c_1 x - \frac{2}{4x^3} = 6c_1 x - \frac{1}{2x^3}$$

$$x^3 y'' - 2x^2 y' =$$

$$= \left(6c_1 x^4 - \frac{1}{2}\right) - 2\left(3c_1 x^4 + \frac{1}{4}\right)$$

$$= 6c_1 x^4 - \frac{1}{2} - 6c_1 x^4 - \frac{1}{2}$$

$$= -1$$

as required

②

$c_1 = 1 \Rightarrow y = x^3 + c_2 - \frac{1}{4x}$

$$y(0.5) = \left(\frac{1}{2}\right)^3 + c_2 - \frac{1}{4 \cdot \frac{1}{2}}$$

$$= \frac{1}{8} + c_2 - \frac{1}{2}$$

$$= -\frac{3}{8} + c_2$$

$$y(0.5) = 1 \Rightarrow -\frac{3}{8} + c_2 = 1$$

$$c_2 = 1\frac{3}{8} = \frac{11}{8}$$

$$y = x^3 + \frac{11}{8} - \frac{1}{4x}$$



$$\textcircled{c} \quad y(1) = 0 \Rightarrow c_1 \cdot 1^3 + c_2 - \frac{1}{4} = 0$$

$$y(2) = 1 \Rightarrow c_1 \cdot 8 + c_2 - \frac{1}{8} = 1$$

$$\begin{cases} c_1 + c_2 = \frac{1}{4} \\ 8c_1 + c_2 = \frac{9}{8} \end{cases}$$

$$\begin{cases} c_2 = \frac{1}{4} - c_1 \\ 8c_1 + \left(\frac{1}{4} - c_1\right) = \frac{9}{8} \end{cases}$$

$$7c_1 + \frac{1}{4} = \frac{9}{8}$$

$$7c_1 = \frac{9}{8} - \frac{1}{4} = \frac{7}{8}$$

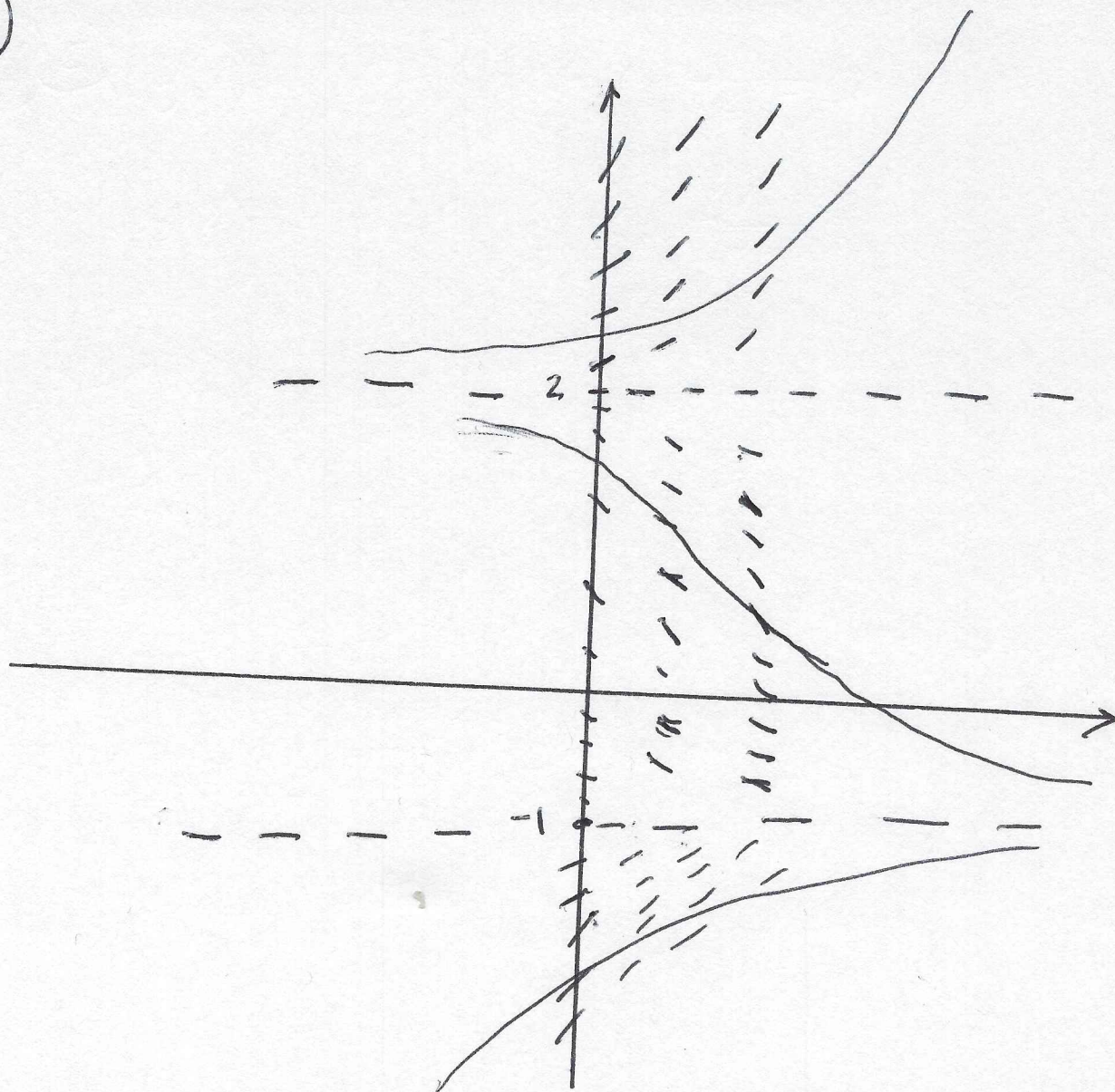
$$c_1 = \frac{1}{8}$$

$$c_2 = \frac{1}{8}$$

$$y = \frac{1}{8} x^3 + \frac{1}{8} - \frac{1}{4x}$$

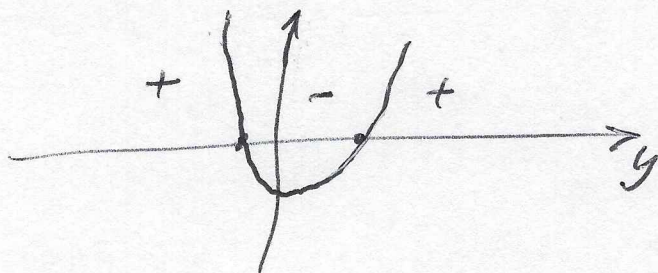


5



$$y^2 - y - 2 = (y - 2)(y + 1)$$

Graph of  $(y - 2)(y + 1)$ :



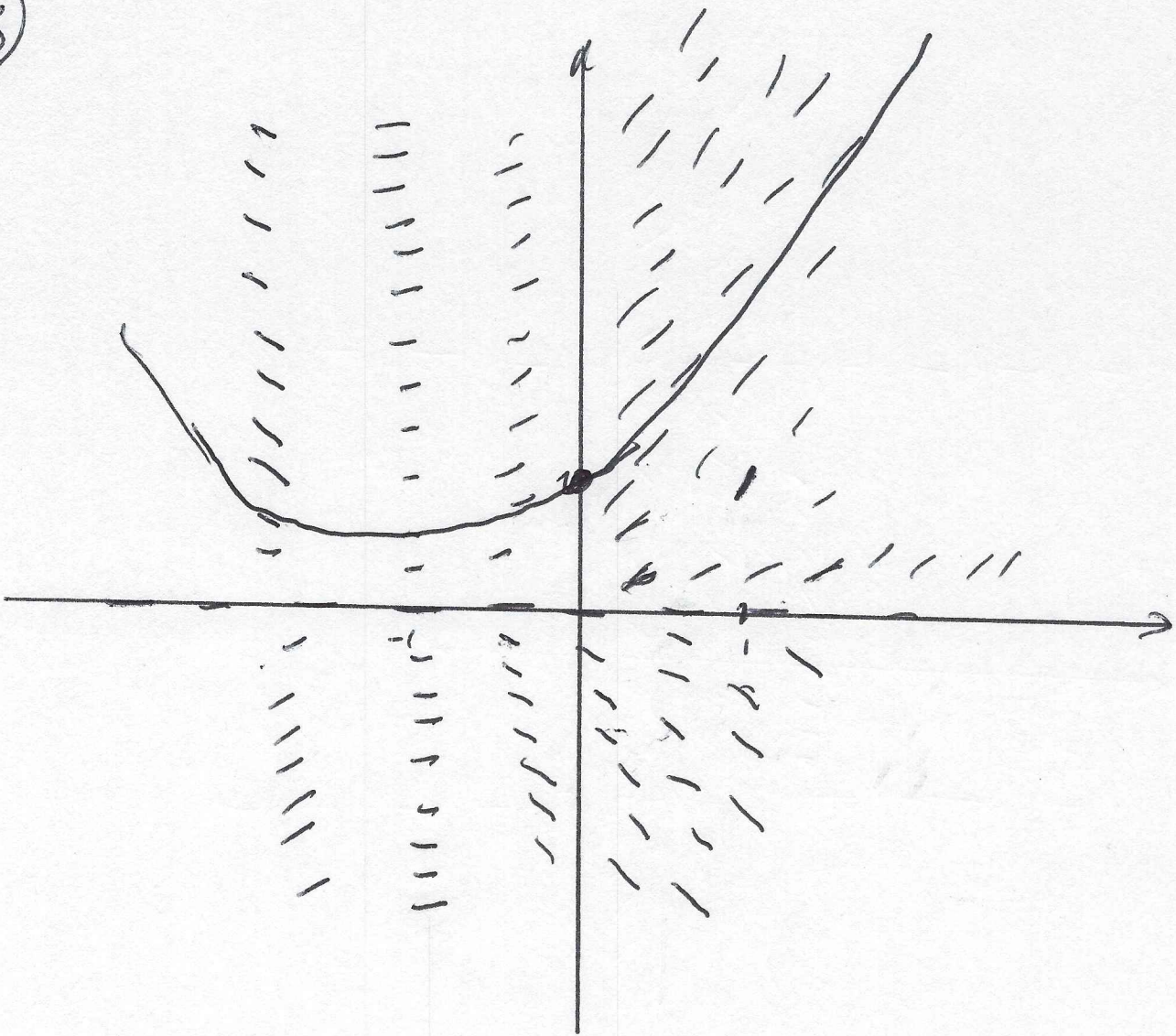
for  $y(0) \leq -1$ , solution  $\rightarrow -1$  as  $x \rightarrow \infty$

for  $-1 \leq y(0) < 2$ , solution  $\rightarrow -1$

for  $y(0) > 2$ , solution  $\rightarrow +\infty$



6



$$y' = y + xy = y(x+1)$$



7

$$xy^2 - y'x^2 = 0$$

$$y'x^2 = xy^2$$

$$\frac{y'}{y^2} = \frac{x^{\cancel{2}}}{x^2} = \frac{1}{x}$$

$$\int \frac{dy}{y^2} = \int \frac{dx}{x}$$

$$-\frac{1}{y} = \ln|x| + C$$

$$y = \frac{-1}{\ln|x| + C}$$



8

$$yy' = (y+1) \ln(x)$$

$$\frac{y}{y+1} y' = \ln(x)$$

$$\int \frac{y dy}{y+1} = \int \ln(x) dx$$

Left-hand side:

$$\int \frac{y dy}{y+1} = \int \frac{(u-1)}{u} du = \int 1 - \frac{1}{u} du$$

$$u = y+1$$

$$= u - \ln|u| + C_1 = y+1 - \ln|y+1| + C_1$$

RHS:

$$\int \ln(x) dx = x \ln(x) - x + C_2$$

(computed in class)

$$y - \ln|y+1| = x \ln(x) - x + C$$



⑨ Original family

$$y = x^3 + C$$

Diff. eqn:

$$y' = 3x^2$$

Orth. family:  $y' = -\frac{1}{3x^2}$

$$dy = -\frac{dx}{3x^2}$$

$$\int dy = -\int \frac{dx}{3x^2}$$

$$y = \frac{1}{3} \cdot \frac{1}{x} + C$$

$$y = \frac{1}{3x} + C$$



⑩<sup>a</sup> Let  $P(t)$  be the amount of polluted water in the aquarium at time  $t$  (water is measured in gallons, time in hours).

Then:

$$\frac{dP}{dt} = -5 \cdot \frac{P(t)}{10}$$

↑  
drain rate

← concentration of polluted water

$$\frac{dP}{dt} = -\frac{P(t)}{2} = -\frac{1}{2} P(t)$$

Solution:  $P(t) = A \cdot e^{-\frac{1}{2}t}$  (discussed in class)

To find  $A$ :  $P(0) = A \cdot e^0 = 10$

↓  
 $A=10$

$$P(t) = 10 \cdot e^{-t/2}$$

To find when half polluted water is gone:

$$P(t) = 10 \cdot e^{-t/2} = \frac{10}{2} = 5$$

$$2e^{-t/2} = 1$$

$$e^{-t/2} = \frac{1}{2}$$

$$-\frac{t}{2} = \ln\left(\frac{1}{2}\right)$$

$$t = -2 \ln\left(\frac{1}{2}\right) = 2 \ln(2)$$



$$\textcircled{b} \quad \frac{dP}{dt} = k \cdot P \Rightarrow P = A \cdot e^{kt}$$

( $t$  = time since 1990, in years)  
 $P$  - in millions

$$P(0) = 30 \Rightarrow A \cdot e^0 = 30$$
$$A = 30$$

$$P(t) = 30 \cdot e^{kt}$$

To find  $k$ : at  $t=10$  (i.e., year 2000)

$$P(10) = 30 \cdot e^{k \cdot 10} = 34$$

$$e^{10k} = \frac{34}{30}$$

$$10k = \ln\left(\frac{34}{30}\right)$$

$$k = \frac{1}{10} \cdot \ln\left(\frac{34}{30}\right)$$

Then:

$$P(30) = 30 \cdot e^{k \cdot 30}$$
$$= 30 \cdot e^{3 \ln\left(\frac{34}{30}\right)}$$
$$= 30 \cdot \left(\frac{34}{30}\right)^3$$



(11) Let  $r(t)$  = fraction of people who have heard the rumor

(a)  $\frac{dn}{dt} = k \cdot r \cdot (1-r)$  - logistic eqn

(b)  $r = \frac{1}{1+A \cdot e^{-kt}}$  (proved in the textbook)

(c) ~~r(t)~~ Let  $t$  = time since Sam

At  $t=0$ ,  $r = \frac{80}{1000} = 0.08$

At  $t=4$ ,  $r = 0.5$

$$\begin{cases} \frac{1}{1+A \cdot e^{-k \cdot 0}} = 0.08 \\ \frac{1}{1+A \cdot e^{-k \cdot 4}} = 0.5 \end{cases}$$

$$\begin{aligned} \frac{1}{0.08} &= 1+A \Rightarrow A = \frac{1}{0.08} - 1 \\ &= \frac{100}{8} - 1 = 12.5 - 1 = 11.5 \end{aligned}$$



so, 
$$\frac{1}{1+11.5 \cdot e^{-4k}} = 0.5$$

$$1+11.5 \cdot e^{-4k} = 2$$

$$11.5 \cdot e^{-4k} = 1$$

$$e^{-4k} = \frac{1}{11.5} = \frac{2}{23}$$

$$-4k = \ln\left(\frac{2}{23}\right)$$

$$k = -\frac{\ln\left(\frac{2}{23}\right)}{4} = \frac{\ln\left(23/2\right)}{4}$$

To find when 80% will hear it:

$$\frac{1}{1+11.5 \cdot e^{-kt}} = 0.8, \quad \text{where } k \text{ is above}$$

$$1+11.5 \cdot e^{-kt} = \frac{1}{0.8} = \frac{10}{8} = 1.25$$

$$11.5 e^{-kt} = 0.25$$

$$e^{-kt} = \frac{0.25}{11.5} = \frac{1}{46}$$

$$-kt = \ln\left(\frac{1}{46}\right) \quad kt = \ln(46)$$

$$t = \ln(46)/k = \ln(46) / \left(\ln(23/2)/4\right) = \frac{4 \ln(46)}{\ln\left(\frac{23}{2}\right)}$$